

# TEOd9

4 in - 8 out Professional Loudspeaker  
Management System



Technical Data  
Sheet

# Overview

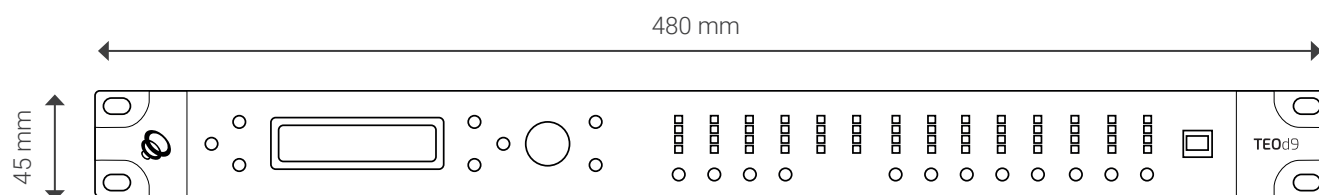
TEOd9 is a four input, eight output professional Loudspeaker Management System. Available in four performance levels and using only the best sounding components available, its unrivalled audio quality and feature set match the highest standards.



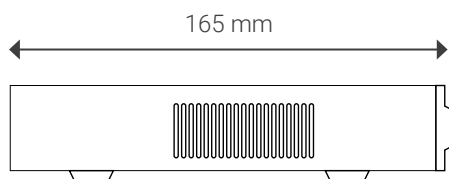
# Features

- Unparalleled audio quality
- State-of-the-art digital processing
- Programmable User Interface
- Monitoring and permanent logging of key parameters such as temperature, signal level and gain reduction
- 384, 600 or 1200 FIR taps per output
- Dante, AES67, AES/EBU and AVB/MILAN (est. Q1/2021)
- Multiple display and GPI / GPO support
- Full customization options
- 8 DC inputs for potentiometers
- 8 current measurement AC inputs
- 8 temperature sensor inputs
- 100Mbit LAN with loop through
- Direct Drive capability for single ended XLR outputs, or balanced drive with a suitable output driver card

# Technical Drawings



FRONT VIEW



SIDE VIEW (RIGHT)

# Technical Data

## Inputs

Analog Inputs (electronically balanced)	4
Dynamic Range	typ. 135 dB(A)
Max. Input Level	+24 dBu
Input Impedance (balanced)	21 k $\Omega$
Input Impedance (single ended)	10.5 k $\Omega$
Digital Inputs	up to 6

## Outputs

Analog Outputs	8
Dynamic Range	typ. 120 dB(A)
Maximum Output Level	+18 dBu
Output Level Selection (by software)	+6, +12, +18
Noise floor at lowest signal level setting	typ. -110 dBu(A)
Source Impedance	157/235/470 $\Omega$
Digital Outputs	up to 6

## System

Input-to-output latency	350 $\mu$ s
Gain	0 +/- 0.5 dB
Dynamic Range (unity gain, +12dBu output level setting)	typ. 120 dB(A)
THD (@ 0dBu, 1kHz, unity gain, DSP only)	< 0.003 %
Frequency Response (DSP only)	10...40k Hz +/-0.5dB

## DSP

### 64 bit multimode ALLDSP AM685

Number of processors	4
Sample rate	96 kHz
FIR	8x600 taps
Presets	250
Delay	2000 (in) / 50 (out) ms
PEQ (each input and output)	10 bands
Crossover (each input and output, LPF and HPF)	48 dB/Oct
Compressors (each input and output)	3 bands
Limiter (switchable true RMS / Zero Attack, each in and out)	1 bands

## Power Supply

Minimum analog supply voltage	+/- 12 V
Recommended analog supply voltage	+/- 15 V
Minimum low voltage supply (optional)	6 V
Current consumption +15V (with 6V supply) 150 mA	150 mA
Current consumption +15V (without 6V supply)	500 mA
Current consumption -15V	150 mA
Current consumption 6V	600 mA

## Environmental

Temperature	0 to 50 $^{\circ}$ C
Humidity	< 80 %RH

## Physical

Dimensions (W x H x D)	480 x 45 x 165 mm
Weight	2.5 kg

# Warranty

All **IDEA** products are guaranteed against any manufacturing defect for a period of 2 years from date of purchase.

The guarantee excludes damage from incorrect use of the product. Any guarantee repair, replacement and servicing must be exclusively done by the factory or any of authorized service centers.

Do not open or intend to repair the product; otherwise servicing and replacement will not be applicable for guarantee repair. Return the damaged unit, at shipper's risk and freight prepaid, with a copy of the purchase invoice in order to claim guarantee service or replacement to the nearest service center or, when required by the manufacturer, to **IDEA** headquarters at:

**I MAS D Electroacústica SL**  
**Pol. A Trabe 28-20, 15350 Cedeira (A Coruña) Galicia - Spain**

# Declaration of Conformity

AllDSP GmbH & Co. KG, Spengler Str. 6, 59067 Hamm, Germany

Declares that the product **IDEA TEOD9** conforms to the following Specifications:

- Safety: IEC 60065 -01+Amd 1
- EMC : EN 55022:2006
- EN 55103 -1, -2 2008
- EN 55024:1998
- FCC Part 15

## SUPPLEMENTARY INFORMATION

The product herewith complies with the requirements of the:

- Low Voltage Directive 2006/95/EC
- EMC Directive 2004/108/EC
- RoHS Directive 2002/95/EC
- WEEE Directive 2002/96/EC

With regard to Directive 2005/32/EC and EC Regulation 1275/2008 of 17 December 2008, this product is designed, produced, and classified as Professional Audio Equipment and thus is exempt from this Directive.



A molded mains plug that has been cut off from the cord is unsafe. Discard the mains plug at a suitable disposal facility. **NEVER UNDER ANY CIRCUMSTANCES SHOULD YOU INSERT A DAMAGED OR CUT MAINS PLUG INTO A 13 AMP POWER SOCKET.** Do not use the mains plug without the fuse cover in place. Replacement fuse covers can be obtained from your local retailer. Replacement fuses are 13 amps and **MUST** be ASTA approved to BS1362. If you want to dispose this product, do not mix it with general household waste. There is a separate collection system for used electronic products in accordance with legislation that requires proper treatment, recovery and recycling. Private household in the 25 member states of the EU, in Switzerland and Norway may return their used electronic products free of charge to designated collection facilities or to a retailer (if you purchase a similar new one). For Countries not mentioned above, please contact your local authorities for a correct method of disposal. By doing so you will ensure that your disposed product undergoes the necessary treatment, recovery and recycling and thus prevent potential negative effects on the environment and human health.

## ELECTROMAGNETIC COMPATIBILITY

This device complies with part 15 of the FCC Rules and the Product Specifications noted on the Declaration of Conformity. Operation is subject to the following two conditions: - this device may not cause harmful interference, and - this device must accept any interference received, including interference that may cause undesired operation. Operation of this processor within significant electromagnetic fields should be avoided. - Use only shielded interconnecting cables.

# Safety Instructions

## PLEASE, FOR YOUR PROTECTION, READ THE FOLLOWING:

- This device shall not be exposed to dripping or splashing liquid and no object filled with liquid, such as vases, shall be placed on the apparatus.
  - Clean only with a dry cloth.
  - Do not block any ventilation openings.
  - Do not install near any heat sources such as radiators, heat registers, stoves or other devices that produce heat.
  - Only use the accessories specifies by the manufacturer.
  - Unplug this device during lightning storms or when unused for long periods of time.
  - Do not defeat the safety purpose of the polarized or grounding-type plug.
  - A polarized plug has two blades with one wider than the other.
  - A grounding type plug has two blades and a third grounding prong.
  - The wide blade or third prong is provided for your safety.
  - If the provided plug does not fit your outlet, consult an electrician for replacement of the obsolete outlet.
  - Protect the power cord from being walked on or pinched particularly at plugs, convenience receptacles, and the point where they exit from the apparatus.
  - Refer all servicing to qualified service personnel.
  - Servicing is required when the device has been damaged in any way, such as power-supply cord or plug is damaged, liquid has been spilled or objects have fallen into it, the device has been exposed to rain or moisture, does not operate normally or has been dropped.
-  • The symbol shown is an internationally accepted symbol that warns of potential hazards with electrical products. The lightning flash with arrow point in an equilateral triangle means that there are dangerous voltages present within the processor.
-  • The exclamation point in an equilateral triangle indicates that it is necessary for the user to refer to the owner's manual.
- These symbols warn that there are no user serviceable parts inside the processor.
  - Do not open the processor.
  - Do not attempt to service the processor yourself.
  - Refer all servicing to qualified personnel.
  - Opening the chassis for any reason will void the manufacturer's warranty.
  - Do not get the processor wet.
  - If liquid is spilled on the processor, shut it off immediately and take it to a dealer for service.



I MÁS D ELECTROACÚSTICA SL

Pol. A Trabe 19-20, 15350 – Cedeira, A Coruña (España - Spain)

Tel. +34 881 545 135

[www.ideaproaudio.com](http://www.ideaproaudio.com)

[info@ideaproaudio.com](mailto:info@ideaproaudio.com)

*Specifications and product appearance may be subject to change without notice.*

TD\_TEOd9\_EN\_v1.1 | 04 - 2022